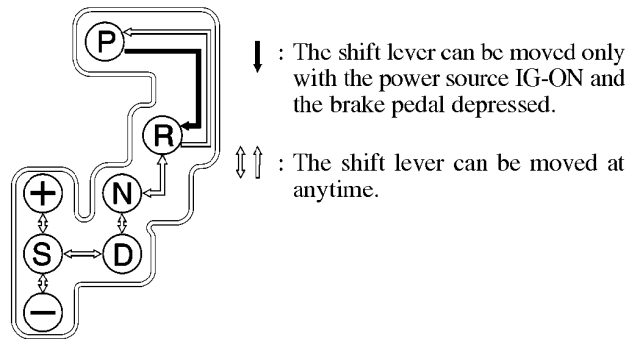
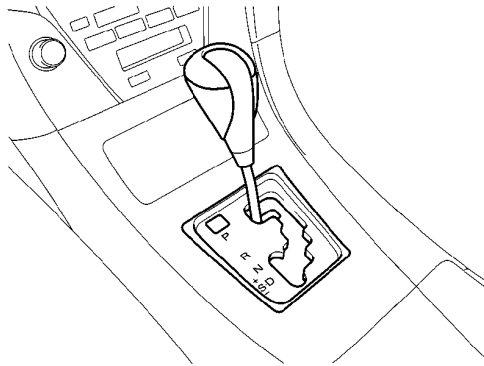


■ SHIFT CONTROL MECHANISM

1. General

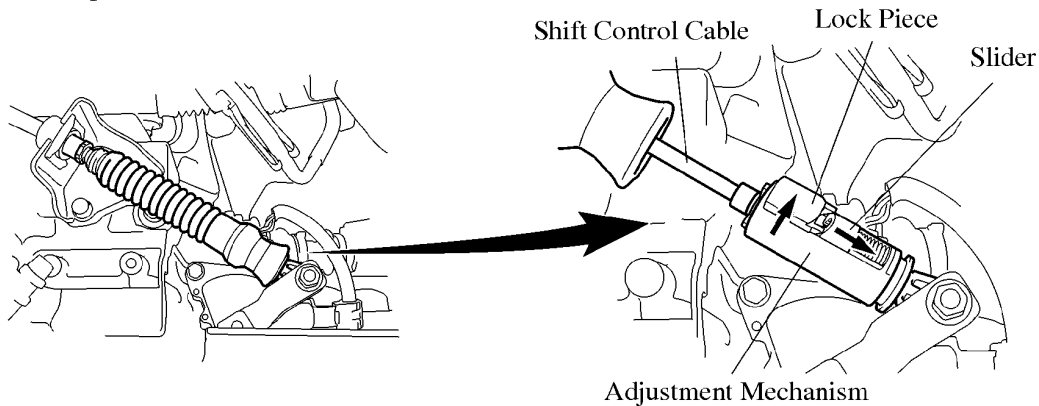
- A gate type shift lever is used in conjunction with the 6-speed automatic transaxle. With the gate type lever, the shift lever button and the overdrive switch of the straight type shift lever are discontinued. Similar functions are achieved through a single-shift operation (fore-aft and side-to-side).
- The shift control cable with a length adjustment mechanism is used.
- Shift pattern is provided with the S mode position on the side of the D position.
- A shift lock system is used.



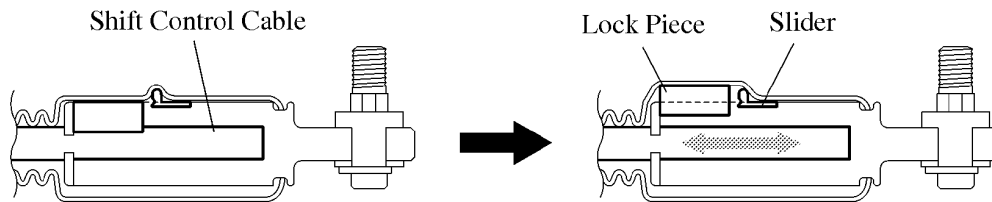
01YCH46TE

Service Tip

The shift control cable is fixed by the lock piece of the adjustment mechanism. Adjustment of the shift control cable is possible by releasing the lock piece from the cable. For details, see the 2007 LEXUS ES350 Repair Manual (Pub. No. RM01Y0U).



01YCH47TE



Adjustment Mechanism Cross Section

01YCH48TE